


DEPARTMENT OF PATHOLOGY



B.J.MEDICAL COLLEGE AND CIVIL HOSPITAL, AHMEDABAD – 380 016.

જાવક નં./Out. W. No. 1204...
પેથોલોજી વિભાગ,.....
બી. જે. મેડીકલ કોલેજ / સિવિલ હોસ્પિટલ
અમદાવાદ.
તા. 21/12/2021
સહી.....



Dept. of Pathology
B.J. Medical College,
Ahmadabad-380016
Date: 21/12/2021.

To,
The Dean,
B.J. Medical College,
Ahmedabad.

Sub :- Regarding updating Website as per NMC Pro-Forma.

Ref :- No. BJMC/NMC/Website/37520-46/2021, B.J. Medical College,
Ahmedabad, Date: -15/12/2021.

Respected Sir,


With the reference to subject cited above, please find the details of Pathology Department as per NMC Pro-Forma with this letter.

Thanking you.

Your Sincerely,

Enclosure:-

- 1). Faculty details.
- 2). Publication by Faculties.
- 3). Annexure-A, Medical Educator Training Details.
- 4). Annexure-B, Theory lectures as per CBME curriculum.


21/12/2021
PROFESSOR & HEAD,
DEPARTMENT OF PATHOLOGY
B.J. MEDICAL COLLEGE,
AHMEDABAD - 16.



FACULTY DETAILS

Name of the Department:- Pathology Department, B.J.Medical College, Ahmedabad, Date:- 21/12/2021												
S. No.	Name of the Faculty	Qualification	IMR Number	Current Designation	Date of Promotion	Nature of employment Regular/ Contractual /	Year	2 Year	3 Year	4 Year	5 Year	Number of lectures taken/year; Topics covered
1	Dr Hansa Goswami	MBBS MD (Pathology & Bacteriology)	G-16128	Professor & Head	NA	Regular	Professor & Head BJMC,2017	Professor & Head BJMC, 2018	Professor & Head BJMC, 2019	Professor & Head BJMC,2020	Professor & Head BJMC,2021	As per CBME Curriculum Annexure
2	Dr.Smita Shah	MBBS MD (Pathology)	G-13880	Professor	20-10-2020	Regular	Professor,BJMC, 2017	Professor,BJMC ,2018	Professor,BJMC ,2019	Professor,BJMC, 2020	Professor,BJMC ,2021	As per CBME Curriculum Annexure
3	Dr.Mahesh Patel	MBBS MD (Pathology)	G-20068	Professor	NA	Regular	Professor,BJMC, 2017	Professor,BJMC ,2018	Professor,BJMC ,2019	Professor,BJMC, 2020	Professor,BJMC ,2021	As per CBME Curriculum Annexure
4	Dr Ina Shah	MBBS DCP MD (Pathology)	G-20740	Associate Professor	NA	Regular	Associate Professor,BJMC, 2017	Associate Professor,BJMC ,2018	Associate Professor,BJMC ,2019	Associate Professor,BJMC, 2020	Associate Professor,BJMC ,2021	As per CBME Curriculum Annexure
5	Dr.Hemina Desai	MBBS MD (Pathology)	G-19446	Associate Professor	NA	Regular	Associate Professor,BJMC, 2017	Associate Professor,BJMC ,2018	Associate Professor,BJMC ,2019	Associate Professor,BJMC, 2020	Associate Professor,BJMC ,2021	As per CBME Curriculum Annexure
6	Dr Sanjay V Dhotre	MBBS MD (Pathology& Micro)	G-19157	Associate Professor	NA	Regular	Associate Professor,BJMC, 2017	Associate Professor,BJMC-GMERS Vadnagar(20/9/2018)	Associate Professor,GME RS Vadnagar-BJMC(3/5/2019)	Associate Professor,BJMC, 2020	Associate Professor,BJMC ,2021	As per CBME Curriculum Annexure
7	Dr.Ami Shah	MBBS MD (Pathology)	G-6849	Associate Professor	NA	Regular	Associate Professor,BJMC, 2017	Associate Professor,BJMC ,2018	Associate Professor,BJMC ,2019	Associate Professor,BJMC, 2020	Associate Professor,BJMC ,2021	As per CBME Curriculum Annexure
8	Dr Monika Nanavati	MBBS DCP MD (Pathology)	G-11018	Associate Professor	NA	Regular	Associate Professor,BJMC-GMERS Gandhinagar(1/10/2017)	Associate Professor,GME RS Gandhinagar-BJMC(24/1/2018)	Associate Professor,BJMC ,2019	Associate Professor,BJMC, 2020	Associate Professor,BJMC ,2021	As per CBME Curriculum Annexure
9	Dr.Bhavika Vaghela	MBBS MD(Pathology)	G-36805	Associate Professor	NA	Regular	Associate Professor,BJMC, 2017	Associate Professor,BJMC-GMERS Vadnagar,(20/9/2018)	Associate Professor,GME RS Vadnagar-BJMC(4/5/2019)	Associate Professor,BJMC, 2020	Associate Professor,BJMC ,2021	As per CBME Curriculum Annexure
10	Dr. Meena M Patel	MBBS MD (Pathology)	G-23634	Assistant Professor	NA	Regular	Assistant Professor,BJMC, 2017	Assistant Professor,BJMC ,2018	Assistant Professor,BJMC ,2019	Assistant Professor,BJMC, 2020	Assistant Professor,BJMC ,2021	As per CBME Curriculum Annexure
11	Dr.Purvi Patel	MBBS MD (Pathology)	G-24064	Assistant Professor	NA	Regular	Assistant Professor,BJMC, 2017	Assistant Professor,BJMC ,2018	Assistant Professor,BJMC ,2019	Assistant Professor,BJMC, 2020	Assistant Professor,BJMC ,2021	As per CBME Curriculum Annexure

12	Dr Hetal Jani	MBBS DCP MD(Pathology)	G-25166	Assistant Professor	NA	Regular	Assistant Professor,BJMC, 2017	Assistant Professor,BJMC 2018	Assistant Professor,BJMC 2019	Assistant Professor,BJMC, 2020	Assistant Professor,BJMC ,2021	As per CBME Curriculum Annexure
13	Dr. Shakera Baji	MBBS MD(Pathology)	G- 23474	Assistant Professor	NA	Regular	Assistant Professor,BJMC, 2017	Assistant Professor,BJMC ,2018	Assistant Professor,BJMC ,2019	Assistant Professor,BJMC, 2020	Assistant Professor,BJMC ,2021	As per CBME Curriculum Annexure
14	Dr.Urvi Parikh	MBBS DCP MD (Pathology),P	G-28242	Assistant Professor	NA	Regular	Assistant Professor,BJMC, 2017	Assistant Professor,BJMC ,2018	Assistant Professor,BJMC ,2019	Assistant Professor,BJMC, 2020	Assistant Professor,BJMC ,2021	As per CBME Curriculum Annexure
15	Dr.Ami Manan Shah	MBBS MD (Pathology)	G 23135	Assistant Professor	NA	Regular	Assistant Professor,BJMC, 2017	Assistant Professor,BJMC ,2018	Assistant Professor,BJMC ,2019	Assistant Professor,BJMC, 2020	Assistant Professor,BJMC ,2021	As per CBME Curriculum Annexure
16	Dr. Viral M. Bhanvadia	MBBS MD(Pathology)	G-35306	Assistant Professor	NA	Regular	MP shah medical college, jamnagar	from 12/10/2017 BJMC,Ahmedabad	Assistant Professor,BJMC ,2019	Assistant Professor,BJMC, 2020	Assistant Professor,BJMC ,2021	As per CBME Curriculum Annexure
17	Dr.Vaishali Anand	MBBS MD (Pathology)	G-35918	Assistant Professor	NA	Regular	Assistant Professor,BJMC, 2017	Assistant Professor,BJMC ,2018	Assistant Professor,BJMC ,2019	Assistant Professor,BJMC, 2020	Assistant Professor,BJMC ,2021	As per CBME Curriculum Annexure
18	Dr Hitendra P Barot	MBBS MD (Path & Bact)	G-25571	Assistant Professor	NA	Regular	Assistant ProfessorBJMC-GMC Surat(31/10/2017)	Assistant ProfessorGMC-SURAT,- BJMC(26/4/2018)	Assistant Professor,BJMC ,2019	Assistant Professor,BJMC, 2020	Assistant Professor,BJMC ,2021	As per CBME Curriculum Annexure
19	Dr.Prabha Rathour	MBBS MD (Pathology)	G-21297	Tutor	NA	Regular	Tutor,BJMC,2017	Tutor,BJMC, 2018	Tutor BJMC-GMERS Himmatnagar(31-12-2019)	Tutor,GMERS Himmatnagar-BJMC,(26/3/2020)	Tutor,BJMC, 2021	Tutorials/SGD/SDL as per CBME curriculum
20	Dr.Bharat Pateliya	MBBS MD(Pathology)	G-23126	Tutor	NA		Tutor,BJMC, 2017	Tutor,BJMC, 2018	Tutor,BJMC, 2019	Tutor,BJMC, 2020	Tutor,BJMC, 2021	Tutorials/SGD/SDL as per CBME curriculum
21	Dr. Shivani Dixit	MBBS MD(Path & Bact)	G- 25262	Tutor	NA	Regular	Tutor,BJMC, 2017	Tutor,BJMC, 2018	Tutor,BJMC, 2019	Tutor,BJMC, 2020	Tutor,BJMC, 2021	Tutorials/SGD/SDL as per CBME curriculum
22	Dr.Grishma Mehta (Jobanputra)	MBBS MD(Pathology)	G-25585	Tutor	NA	Regular	Tutor,BJMC, 2017	Tutor,BJMC, 2018	Tutor,BJMC, 2019	Tutor,BJMC, 2020	Tutor,BJMC, 2021	Tutorials/SGD/SDL as per CBME curriculum
23	Dr.Neelam Mehta	MBBS DCP	G-33249	Tutor	NA	Regular	Tutor,BJMC, 2017	Tutor,BJMC, 2018	Tutor,BJMC, 2019	Tutor,BJMC, 2020	Tutor,BJMC, 2021	Tutorials/SGD/SDL as per CBME curriculum
24	Dr Amitkumar H Satasiya	MBBS MD (Pathology)	G-35260	Tutor	NA	Regular	Tutor,BJMC, 2017	Tutor,BJMC, 2018	BJMC-GMERS Vadnagar(4/11/2019)	GMERS Vadnagar-BJMC(28/2/2020)	Tutor,BJMC, 2021	Tutorials/SGD/SDL as per CBME curriculum

25	Dr.Mital H Chokshi	MBBS MD (Pathology)	G-18997	Tutor	NA	Regular	Tutor,BJMC, 2017	Tutor,BJMC, 2018	Tutor,BJMC, 2019	Tutor,BJMC, 2020	Tutor,BJMC, 2021	Tutorials/SGD/SD L as per CBME curriculum
26	Dr Pooja P Thaker (previously Dave)	MBBS MD (Pathology)	G-32216	Tutor	NA	Regular	Tutor,BJMC, 2017	Tutor,BJMC, 2018	BJMC-GMERS Vadnagar(4/11/ 2019)	GMERS Vadnagar- BJMC(28/2/2020)	Tutor,BJMC, 2021	Tutorials/SGD/SD L as per CBME curriculum
27	Dr Bhavesh R Faldu	MBBS DCP MD (Pathology)	G-26669	Tutor	NA	Regular	Tutor,BJMC, 2017	Tutor,BJMC, 2018	Tutor,BJMC, 2019	Tutor,BJMC, 2020	Tutor,BJMC, 2021	Tutorials/SGD/SD L as per CBME curriculum
28	Dr Kajal R Parikh	MBBS DCP MD (Pathology)	G-36980	Tutor	NA	Regular	Tutor,BJMC, 2017	Tutor,BJMC, 2018	Tutor,BJMC, 2019	Tutor,BJMC, 2020	Tutor,BJMC, 2021	Tutorials/SGD/SD L as per CBME curriculum
29	Dr. Priyanka Gohel	MBBS MD (Pathology)	G-42798	Tutor	NA	Regular	Tutor,BJMC, 2017	Tutor,BJMC- GMERS Vadnagar(20/9/ 2018)	Tutor,GMERS Vadnagar- BJMC(3/5/2019)	Tutor,BJMC, 2020	Tutor,BJMC, 2021	Tutorials/SGD/SD L as per CBME curriculum
30	Dr.Taruna Hadiya	MBBS MD (Pathology)	G-41058	Tutor	NA	Regular	Tutor,BJMC, 2017	Tutor,BJMC, 2018	Tutor,BJMC, 2019	Tutor,BJMC, 2020	Tutor,BJMC, 2021	Tutorials/SGD/SD L as per CBME curriculum
31	Dr.Sejal Ninama	MBBS MD (Pathology)	G-50666	Tutor	NA	Regular	Tutor,BJMC, 2017	Tutor,BJMC, 2018	Tutor,BJMC, 2019	Tutor,BJMC, 2020	Tutor,BJMC, 2021	Tutorials/SGD/SD L as per CBME curriculum

Handwritten signature

PROFESSOR & HEAD,
DEPARTMENT OF PATHOLOGY
B.J. MEDICAL COLLEGE,
AHMEDABAD - 16.

PUBLICATIONS BY FACULTIES

Name of Department: Pathology Department, BJMC, Ahmedabad, Date : 21/12/21				
Name of Faculties	Publication in Vancouver referencing style	Pubmed index Yes/No	Scopus	Medical Education Treaining/Research Methodology with Date of Training
Dr.Hansa M. Goswami	1.RATHAVA V., ANAND V.H., GOSWAMI H. M. , Morphological Spectrum Of Intra Cranial Space Occupying Lesions In Tertiary Care Hospital, Indian Journal Of Applied Research, Volume - 11 Issue - 11 November – 2021	NO	NO	r BCW(27-29th July, 2021), CISP II(24-25th Sep, 2020)
	2.KG LAVANYAA, SHAH A., GOSWAMI H. M. , Spectrum Of Eyelid Tumours- An Institutional November - 2021 Histopathological Study , International Journal Of Scientific Research, Volume - 11 Issue - 11	NO	NO	
	3.PATEL D, PATEL P ., GOSWAMI H. M. , Evaluation Of Accuracy Of Milan System For Reporting Salivary Gland Cytology :An Experience With The Implication For Risk Of Malignancy, Global Journal For Research Analysis, November-2021 Volume-10, Issue-11	NO	NO	
	4.RATHAVA V., ANAND V.H ., GOSWAMI H. M. , A Study Of Cytohistopathological Correlation Of Palpable Breast Lumps At Tertiary Care Hospital, International Journal Of Scientific Research, Volume - 10 Issue - 11 November - 2021 Print Issn No. 2277 – 8179	NO	NO	
	5.FATIMA A., NANAVATI M ., GOSWAMI H. M. , Histopathological Evaluation Of Renal Tumours- A Two Year Experience In A Tertiary Care Hospital, International Journal Of Science And Research, Volume : 10, Issue : 11, Year : 2021 Page Number 416-419, Issn: 2319-7064	NO	NO	
	6.VACHHANI M., PATEL P., GOSWAMI H.M. , Spectrum Of Cervical Pap Smear In Tertiary Care Centre, International Journal Of Science And Research, Volume 10, Issue 9 Sept 2021	NO	NO	
	7.PARIKH H., PARIKH U. , GOSWAMI H. M. , Study Of Histopathological Spectrum Of Ovarian Neoplasms In Tertiary Care Hospital, International Journal Of Science And Research, Volume : 10, Issue : 7, Year : 2021, Page Number 53-55 Issn: 2319-7064	NO	NO	
	8.JETAPARIYA K., PATEL M ., GOSWAMI H. M. , Correlation Of Squash Cytology With Routine Histopathological Finding In Intraoperative Diagnosis Of Glial Tumors, International Journal Of Medical Science And Current Research, Volume 4, Issue 5, Page No: 1406-1412, september-October 2021	NO	NO	
	9.GOHIL A., DHOTRE S., FALDU B ., GOSWAMI H. M. , Study Of Platelet Indices In Diabetes Mellitus Patient With Respect To Hba1c And Its Correlation With Diabetic Complications", International Journal Of Clinical And Diagnostic Pathology, Volume : 4 Issue : 3 Year : 2021 ,Page	NO	NO	

10.PRADHAN D., SHAH S.A. , GOSWAMI H. M. , Histopathological Study Of Primary Spinal Cord Tumors, International Journal Of Clinical And Diagnostic Pathology, Volume 4 Issue 2 Year 2021 ,Page Number 35-38	NO	NO	
11.KUMAWAT N.,SHAH S.A ., GOSWAMI H. M. , A Study Of Histopathological Spectrum Of Gastrointestinal Tract Lesions In A Tertiary Care Centre, International Journal Of Clinical And Diagnostic Pathology, 2021,Vol 4 Issue 2, Part A, Page Number 09-12	NO	NO	
12.SAGATHIYA K.,SHAH A.M. , GOSWAMI H. M. , Study Of Immunohematological And Biochemical Parameters In Neonatal Jaundice At Tertiary Care Center, International Journal Of Clinical And Diagnostic Pathology. Volume 4 Issue 2year :June 2021, Page Number156-159	NO	NO	
13.PATEL S.,SHAH S.A ., GOSWAMI H. M. ,Histopathological Spectrum Of Astrocytoma In Tertiary Care Hospital, International Journal Of Clinical And Diagnostic Pathology, Volume4 Issue 2 Year 2021,Page Number 30-34	NO	NO	
14.DESAI K.,JANI H. , GOSWAMI H.M. , Histopathological And Cytological Correlation Of Thyroid Lesions, International Journal Of Clinical And Diagnostic Pathology, Volume 4 Issue 2 Year :2021	NO	NO	
15.PARMAR D.,DESAI H.H. , GOSWAMI H.M. , Study Of Thrombocytopenia And Platelet Indices In Neonatal Sepsis,International Journal Of Clinical And Diagnostic Pathology, Volume 3 Issue 4 Year :2020. Page Number 39-42	NO	NO	
16.PIPALIYA V ., GOSWAMI H.M. , Parikh U., PSA Density Is Better Indicator For Predicting Prostate Carcinoma Than Total Psa Value In Grey Zone PSA Levels, Ijsr-International Journal Of Scientific Research,July – 2020 Volume -9 Issue – 10	NO	NO	
17.DE S ., GOSWAMI H. M. ,Parikh U., Abnormal Uterine Bleeding : A Study Of Hysterectomy Specimen, Ijsr-International Journal Of Scientific Research, July – 2020,Volume -9,Issue - 7	NO	NO	
18.PATEL M.,PATEL N ., GOSWAMI H. M. , Histopathological Spectrum Of Liver Diseases In Autopsy-A Study Of 500 Cases At A Tertiary Care Hospital, Ijsr-International Journal Of Scientific Research, July – 2020, Volume -9, Issue – 7	NO	NO	
19.RUPELA C.,VAGHELA B ., GOSWAMI H. M. , Coagulation Profile In Liver Disease, International Journal Of Current Research And Review, June 2020,Volume 12,Issue 11	NO	YES	
20.DAMOR Y.,PARIKH U ., GOSWAMI H. M. , Diagnosis Accuracy Of The Fnac In Breast Lesions, Ijsr-International Journal Of Scientific Research, June-2020,Volume-9,Issue-6	NO	NO	
21.SABNIS S ., GOSWAMI H. M. , Histopathological Spectrum Of Meningioma In Tertiary Care Hospital In Ahmedabad, International Journal Of Contemporary Pathology, Jan-June 2020,	NO	NO	
22.SURANGE D. , GOSWAMI H. M. , Histopathological Study Of Sino Nasal And Nasopharyngeal Lesion In Tertiary Care Hospital Over The Period Of 2 Year, International Journal Of Contemporary Pathology, Jan-June 2020, Volume 6, Number 1	NO	NO	

	23.SHITAL, GOSWAMI H. M. ,Therapeutic Plasma Exchange: Gold Standard Treatment For Atypical Hemolytic Uremic Syngoswamihansam.Ome In Chilgoswamihansam.En In India, Indian Journal Of Applied Research, Volume 09, Issue06, June-2019	NO	NO	
	23.SHITAL, GOSWAMI H. M. ,Therapeutic Plasma Exchange: Gold Standard Treatment For Atypical Hemolytic Uremic Syngoswamihansam.Ome In Chilgoswamihansam.En In India, Indian Journal Of Applied Research, Volume 09, Issue06, June-2019	NO	NO	
	24.THAKKAR A. , GOSWAMI H. M. ,Histopathology Study Of Lymph Node Biopsy In Tertiary Care Centre, International Journal Of Contemporary Pathology,Volume 5,Issue 1, Page Number 5-10, January 2019	NO	NO	
	25.SOLANKI S ., GOSWAMI H. M. ,Utility Of Fine Needle Aspiration Cytology In Evaluation Of Breast Lesion, International Journal Of Contemporary Pathology, Volume 5, Issue 1, Page	NO	NO	
	26.MALWAIYA P. Y.,PATEL M., GOSWAMI H. M. , Accuracy Of Fine Needle Aspiration Cytology (Fnac) And Histology In Salivary Gland Lesions, International Journal Of Contemporary Pathology, Volume 5, Issue 1,Page Number 39-42,January 2019	NO	NO	
	27.DIVRANIYA A. B.,,PATEL P ., GOSWAMI H. M. , Histopathological Study Of Endometrial Curettage Of Dysfunctional Uterine Bleeding (A Study Of 200 Cases), International Journal Of Contemporary Pathology, Volume 5,Issue 1,Page Number 1-4,January 2019	NO	NO	
	28.PATEL N.,PATEL M ., GOSWAMI H. M. , Histopathological Study Of Meningioma In Civil Hospital Ahmedabad, Gujarat, International Journal Of Contemporary Pathology, Volume 5,Issue 1,Page Number 11-14,January 2019	NO	NO	
	29.MEHTA H.H.,DHOTRE S. V ., GOSWAMI H. M. , Primary Splenic Lymphoma: A Case Report, International Journal Of Contemporary Pathology. Volume 5, Issue 1, Page Number 11-14,	NO	NO	
	30.MODI A.S.,JANI H. U. , GOSWAMI H. M. , Thalamic Glioma-Astrocytic Neoplasm: An Analysis Of Clinical Aspects And Histopathological Evaluation Of 20 Cases With Reference To Patient Age, International Journal Of Contemporary Pathology, Volume 5, Issue 1, Page Number 19-23, January 2019	NO	NO	
	31.GHELANI S. D,DESAI H.H ., GOSWAMI H. M. ,Study Of Oral Lichen Planus With Histopathological Examination & Clinical Correlation, International Journal Of Contemporary Pathology, Volume 5, Issue 1, Page Number 24-31, January 2019	NO	NO	
	32.MANEK J,SHAH A ., GOSWAMI H. M. . Retrospective Study Of Various Histopathological Lesions In Prostate Biopsy, International Journal Of Contemporary Pathology, Volume 5, Issue 1, Page Number 43-49, January 2019	NO	NO	
	33.OZA A. S.,OZA H.V , GOSWAMI H. M. , Histopathological Findings Of Lung In Autopsy-A Study Of 450 Cases, International Journal Of Contemporary Pathology, Volume 5, Issue 1, Page Number 61-65, January 2019	NO	NO	

	34.VAGHELA D.,SHAH S.A ., GOSWAMI H. M. , Cytomorphological Patterns Of Tuberculous Lymphadenitis At Fnac, International Journal Of Contemporary Pathology, Volume 5,Issue 1, Page Number 66-71, January 2019	NO	NO	
	35.MAIYAD N.,DHOTRE S. V ., GOSWAMI H. M. , A Study Of Lymph Node Swellings On Cytological And Histopathological Factors, International Journal Of Contemporary Pathology, Volume 5, Issue 1, Page Number 77-81, January 2019	NO	NO	
	36.DHIMMAR V.,KOHLI M ., GOSWAMI H. M. , Study Of Incidence Of Glial Tumors And Correlation Of Routine Histo-Pathology And Squash Preparations, International Journal Of Contemporary Pathology, Volume 5, Issue 1, Page Number 87-90, January 2019	NO	NO	
	37.DHIMMAR V.,KOHLI M ., GOSWAMI H. M. , Study Of Incidence Of Glial Tumors And Correlation Of Routine Histo-Pathology And Squash Preparations, International Journal Of Contemporary Pathology, Volume 5, Issue 1, Page Number 87-90, January 2019	NO	NO	
	38.TIMANIYA S.P.,SHAH I. B ., GOSWAMI H. M. ,Retrospective Study Of Various Hepatic Pathologies In Autopsy Cases, International Journal Of Contemporary Pathology, Volume 5, Issue 1, Page Number 108-112, January 2019	NO	NO	
	39.KUMAR V ., GOSWAMI H. M. ,Spectrum Of Non-Neoplastic Skin Lesion: A Histopathological Study,Ijccr; Sécition-Healthcare; Sci.Journal, Volume 10, Issue6, March 2018	NO		
	40.RANA Y ., GOSWAMI H. M. ,A Case Paper Of Importance Of Histopathological Examination Of Endometrium In Dysfunction Uterine Bleeding.Bj Kines-National Journal Of Basic And Applied Science.Volume 9, Issue 2, December 2017.	NO	NO	
	41.BARVE N ., GOSWAMI H. M. . Skin Adnexal Tumors- A Histopathological Study Of Tertiary Care Centre, Index Medicus For South-East Asia Region Index Copernicus International, Volume (Vi),	NO	NO	
Dr.Smita Shah	1.AMIN N.,PRAJAPATI S ., SHAH S.A. , GOSWAMI H.M. , Histomorphological Spectrum Of Salivary Gland Tumors At A Tertiary Care Hospital -A Retrospective Study ,International Journal Of Medical Science And Public Health Index-Corpenicus,Medicus Volume 6, Issue 2,Page Number 299-302, April 2017	NO	NO	No
	2.PATEL D.K ., SHAH S.A. , GOSWAMI H.M. , Prevalance Of Thalassemia And Hemoglobin Variants By Hplc In Out Patient Laboratory ,National Journal Of Integrated Research In Medicine Volume	NO	NO	
	3.VAGHELA D. , SHAH S.A. , GOSWAMI H.M. , Cytomorphological Patterns Of Tuberculous Lymphadenitis At Fnac ,International Journal Of Clinical And Diagnostic Pathology,6.471copernicus, Google Scholar, Research Bib, Crossref, Academia Jan-June 2019,Vol 5. Number. 1. Page Number : 66-71	NO	NO	

	4.CHAREL M ., SHAH S.A. , GOSWAMI H.M., Histopathological Study Of Ovarian Cystic Lesions At Tertiary Care Hospital In India.,International Journal Ofclinical And Diagnostic Pathology,Copernicus, Google Scholar, Research Bib, Crossref, Academia Jan-June 2020, Volume 6, Number. 1	NO	NO	
	5.PATEL H ., SHAH S.A. , GOSWAMI H.M., Role Of Immunohistochemistry In Differential Diagnosis Of Lymphoma (A Study Of 200 Cases),International Journal Of Clinical And Diagnostic Pathology,Copernicus, Google Scholar, Research Bib, Crossref, Academia Jan-June 2020,Volume 6. Number. 1	NO	NO	
	6.MYES D.D ., SHAH S.A. , GOSWAMI H.M., Clinicohematological Profile Of Haemolytic Anaemia In Tertiary Care Hospital.,International Journal Of Clinical And Diagnostic Pathology Copernicus, Google Scholar, Research Bib, Crossref, Academia Volume 3 ,Page Number 21-24, Jan 2020	NO	NO	
	7.SHAH V ., SHAH S.A. , GOSWAMI H.M., Accuracy And Diagnostic Utility Of Squash Smear In Rapid Intraoperative Diagnosis Of Cns Tumor In Tertiary Care Center - A 100 Case Study.,International Journal Of Clinical And Diagnostic	NO	NO	
	8.PATEL S ., SHAH S.A. , GOSWAMI H.M., Histopathological Spectrum Of Astrocytoma In Tertiary Care Hospital .,International Journal Of Clinical And Diagnostic Pathology Copernicus, Google Scholar, Research Bib, Crossref ,Impact Factor (Rjif): 5.43 Volume 4 Issue 2 Year 2021 Page Number 30-34	NO	NO	
	9.KUMAWAT N ., SHAH S.A. ,GOSWAMI H.M., A Study Of Histopathological Spectrum Of Gastrointestinal Tract Lesions In A Tertiary Care Centre International Journal Of Clinical And Diagnostic Pathology Copernicus, Google Scholar, Research Bib, Crossref ,Impact Factor (Rjif): 5.43 2021 Vol4 Issue 2 Part A Page Number. 09-12	NO	NO	
	10.PRADHAN D. , SHAH S.A. , GOSWAMI H.M., Histopathological Study Of Primary Spinal Cord Tumors.,International Journal Of Clinical And Diagnostic Pathology Copernicus, Google Scholar, Research Bib, Crossref ,Impact Factor (Rjif): 5.43 Volume 4 Issue 2 Year 2021 , Page Number 35-38	NO	NO	
Dr.Mahesh Patel	1.JAIN R., SHAH S., PATEL M. , GOSWAMI H.M., Angiolymphoid Hyperplasia With Eosinophilia-A Rare Case Reportbjkines-,Nationaljournal Of Basicand Appliedscience,P-Issn 2231-6140, E-Issn2395-7859n/A Volume9(1), June2017	NO	NO	r BCW(1-3rd Sep,2021)
	2.MALWIYA P., PATEL M. , GOSWAMI H.M., Diagnostic Accuracy Of Fine Needle Aspiration Cytology (FNAC) And Histopathology In Salivary Gland Lesions, International Journal Of Contemporary Pathology Impact Factor, 6.471 Sjif, Google Scholar, Ebsco Discovery Jan-June	NO	NO	

	3. JIVANI K., PATEL M. , GOSWAMI H.M., Study Of Metastatic Malignancy In Fine Needle Aspiration Cytology Of Lymph Nodes ,International Journal Of Clinical And Diagnostic Pathology Copernicus, Google Scholar, Research Bib, Crossref, Academia Volume: 3 , Issue : 3 Date : 1/9/2020	NO	NO	
	4. PARMAR H., PATEL M. , GOSWAMI H.M., Clinopathological Study Of Xanthogranulomatous Pyelonephritis.,International Journal Of Clinical And Diagnostic Pathology 6.471 Copernicus, Google Scholar, Research Bib, Crossref, Academia Volume: 3 , Issue : 3 Date : 1/9/2020	NO	NO	
Dr.Ina Shah	1.PATEL R. , SHAH I. B , GOSWAMI H.M. , Correlation Of Frozen Section And Routine Histopathological Findings In Brain Tumours, International Journal Of Current Research And Review, Pissn-2231-2196, Eissn-0975-5241, Volume 9 Issue 20, Page Number. 35-38, Oct 2017	NO	YES	r BCW(27-29thJuly);CISP II (24-25th Sept.2020)
	2.TIMANIYA S. , SHAH I.B , GOSWAMI H.M , Retrospective Study Of Various Hepatic Pathologies In Autopsy Cases, International Journal Of Contemporary Pathology, Volume 5 , Issue No.1	NO	NO	
	3.DAS M ., SHAH I. B , GOSWAMI H.M ,Retrospective Study Of Metastasis In Lymphnode By Fine Needle Aspiration Cytology, International Journal Of Contemporary Pathology, Volume 5 , Issue No.2 , July – December 2019 , Page Number: 37-41	NO	NO	
	4.DEDAKIYA S ., SHAH I.B , GOSWAMI H. M. ,A Prospective Study Of Impedance Platelet Count And Mean Platelet Volume In Case Of Severe Microcytosis, International Journal Of Contemporary Pathology., Impact Index-6.471, Sjif, Google Scholar, Ebsco Discovery, Volume 6	NO	NO	
Dr.Hemina Desai	1.JOTVA S ., DESAI H.H. , GOWSWAMI H.M., FNAC Findings Of Thyroid Lesions In Correlation With Usg Findings And Thyroid Function Test, International Journal Of Contemporary Pathology 6.471, volume 6,No. 1 sjif, Google Scholar, Ebsco Discovery Jan-June 2020,	NO	NO	r BCW(20-23rd Oct,2021)
	2.GHELANI S. , DESAI H.H , GOWSWAMI H.M., Study Of Oral Lichen Planus With Histopathological Examination And Clinical Correlation., International Journal Of Contemporary Pathology, No.1,Jan- June 2019, 6.471, Sjif, Google Scholar, Ebsco Discovery Volume 5	NO	NO	
	3.YADAV M ., DESAI H.H. , GOWSWAMI H.M., Study Of Various Histopathological Patterns In Prostate Biopsy , International Journal Of Current Research And Review Impact Factor 4.016,Index-Corpenicus&Scopemed,Volume 9,Issue 21,November 2017	NO	YES	
	4.UMAT P.D ., DESAI H.H. , GOWSWAMI H.M., Correlation Between Birads Categories And Cytological Findings Of Breast Lesions., International Journal Of Clinical And Diagnostic Pathology,6.471,Copernicus, Google Scholar, Research Bib, Crossref, Academia Volume: 3, Issue :3,Date: 18/8/2020	NO	NO	

	5.PARMAR D , DESAI H , GOSWAMI H.M., Study Of Thrombocytopenia And Platelets Indices , International Journal Of Clinical And Diagnostic Pathology,Index Copernicus, Crosref,Googlescholar,Scilit And Researchbib Issn:2612-7234,Print Issn:2617-7226 Volume 4,	NO	NO	
Dr.Sanjay Dhotre	1.PATEL M , DHOTRE S.V. , PATEL M.B., GOSWAMI H.M., A Study On Cervical Pap Smear Examination In Patient Living With Hiv, International Journal Of Current Research And Review Pissn-2231-2196 Eissn-0975-5241, Volume 8, Issue 24 ,Page Number -51-53, November	NO	YES	r BCW(27-29th Sep,2016);CISP II (25-26th June,2020)
	2.MEHTA H , DHOTRE S.V. , GOSWAMI H.M., Primary Splenic Lymphoma: A Case Report, International Journal Of Contemporary Pathology, Jan-June 2019, Vol 5, Number 1, Page Number	NO	NO	
	3.MAIYAD N ,, DHOTRE S.V. , GOSWAMI, H.M, Cytological And Histopathological Correlation Of Lymph Nodes Swellings, International Journal Of Contemporary Pathology, Impact Index 6.471, Sjif, Google Scholar, Ebsco Discovery, Page Number 77-81, 2019	NO	NO	
	4.SINHA R , DHOTRE S.V. , GOSWAMI H.M ,Interpretation Of Rbc Histogram And Their Correlation With Peripheral Smear Findings In Patients Of Anemia, Impact Index-6.471 Sjif, Google Scholar, Ebsco Discovery, Jan-June 2020,Vol 6, Number 1	NO	NO	
	5.PANCHAL V,BAROT H. P , DHOTRE S.V. ,GOSWAMI H. M., Histomorphological Spectrum And Who Grading Of Glioma In Pediatric Population, International Journal Of Clinical And Diagnostic Pathology, Volume 3, Issue:3, Part B, August 2020	NO	NO	
	6.GOHIL A. , DHOTRE S , FALDU B , GOSWAMI H.M, Study Of Platelet Indices In Diabetes Mellitus Patient With Respect To Hba1c And Its Correlation With Diabetic Complications, International Journal Of Clinical And Diagnostic Pathology, Volume 4, Issue 3, Year 2021, Page Number : 79-82.	NO	NO	
Dr.Ami Shah	1.JOSHI H ., SHAH A. , GOSWAMI H.M., Histopathological Study Of Intestinal Neoplasm ,Indian Journal Of Scientific Research, Volume 4,Issue 7, Page Number 247-249	NO	NO	r BCW(1-3rd Sep,2021)
	2.MANEK J., SHAH A. , GOSWAMI H.M., Retrospective Study Of Various Histopathological Lesions In Prostate Biopsy, International Journal Of Contemporary Pathology, June 2019, Page	NO	NO	
	3.MISTRY P., SHAH A. GOSWAMI H.M., Histopathological Analysis Of Retinoblastoma At Tertiary Care Ophthalmic Centre , , International Journal Of Contemporary Pathology, Jan-June 2020,Vol	NO	NO	
	4.RATHVA H ., SHAH A. ,GOSWAMI H.M., Histopathological Study Of Premalignant And Malignant Lesions Of Oral Cavity At Tertiary Care Centre, International Journal Of Clinical And Diagnostic Pathology, Volume 3, Issue 3, Part –A ,July – Sep 2020.	NO	NO	
	5.LAVANYA KG , SHAH A. ,GOSWAMI H.M.,Spectrum Of Eyelid Tumors An Institutional Histopathological Study ,International Journal Of Scientific Research.,Vol 11,Issue 11,Nov 2021.	NO	NO	


Dr.Monika Kohli	1.DHIMMAR V. , KOHLI M. , GOSWAMI H.M., Study Of Incidence Of Glial Tumors And Correlation Of Routine Histo-Pathology And Squash Preparations., International Journal Of Contemporary	NO	NO	r BCW(1-3rd Sep,2021);CISP II (24-
	2.PATEL R ., KOHLI M. , GOSWAMI H.M., A Histopathological Study Of Non-Neoplastic And Neoplastic Lesions In Nephrectomy Specimens. , International Journal Of Contemporary	NO	NO	
	3.ANSAR S ., KOHLI M. , GOSWAMI H.M., Histopathological Study Of Oral Lichen Planus With Its Clinical Correlation. , International Journal Of Scientific Research. Volume:9, Issue: 9.	NO	NO	
	4.FATIMA A. , KOHLI M. , GOSWAMI H.M., Histopathological Evaluation Of Renal Tumours-A Two-Year Experience In A Tertiary Care Hospital., International Journal Of Science And Research. Volume : 10, Issue : 11 Year : November 2021 ,Page Number 416-419 Issn: 2319-7064.	NO	NO	
Dr.Bhavika Vaghela	1.DHINGANI N ., VAGHELA B. , GOSWAMI H.M., Coronary Artery Status In Young Age Group In Autopsy Study, International Journal Of Current Research And Review, Volume 10, Issue 6, March-2018 , Page Number 10-13	NO	YES	r BCW(20-23rd Oct,2021)
	2.RATHOD D.R ., VAGHELA B. ,GOSWAMI H.M., Comparative Study Of Fine Needle Aspiration Cytology And Histopathology In Salivary Gland Lesions., International Journal Of Contemporary Pathology, Page Number 13-18, July – December 2019 , Volume 5 , Number.2.	NO	NO	
	3.RATHOD D.R. , VAGHELA B. ,GOSWAMI H.M., A Histopathological Study Of Liver In Autopsy Cases, International Journal Of Contemporary Pathology, Vol 6 , Number 1,Jan-June2020	NO	NO	
	4.RUPELA C ., VAGHELA B. ,GOSWAMI H.M, Coagulation Profile In Liver Disease, International Journal Of Current Research And Review P-2231-2196, Volume 12, Issue 11, June 2020	NO	YES	
Dr.Meena Patel	1. PATEL M ., PATELIYA B., Study Of Bone Tumors Original Articles, International Journal Of Research In Medicine, Volume 6, Issue 04, Page number 10-12, January-2018	NO	NO	r BCW(27-29thJuly,2021)
	2. PATEL M ., Histopathological Study Of Meningioma, International Journal Of Contemporary Pathologyp-Issn-2394-790x,E-Issn-2395-1184, Vol 5, Number 1, Jan – June 2019	NO	NO	
	3.LEUVA N., PATEL M. , GOSWAMI H.M. , Diagnostic Accuracy Of Intra-Operative Frozen Section At Tertiary Care Centre, Ahmedabad, India, International Journal Of Scientific Research, Volume -	NO	NO	
	4.JETPARIYA K ., PATEL M. , HANSA GOSWAMI H.M. , Correlation Of Squash Cytology With Routine Histopathological Finding In Intraoperative Diagnosis Of Glial Tumors, International Journal Of Medical Science And Current Research, Volume 4,Issue 5,Page Number:1406-	NO	NO	
Dr.Purvi Patel	1. PATEL P ., Prevalence Of Coronary Atherosclerosis In Different Age Groups – A Post Mortem Case Study Original Article,National Journal Of Integrated Research In Medicine ,Volume 8,Issue 02, Page Number 103-105, March – April 2017	NO	NO	No

	2.RAWADHWA R ., PATEL P. ,GOSWAMI H.M., Histopathological Study And Categorization Of Brain Tumour ,Bjkines-National Journal Of Basic And Applied Science,P-Issn 2231-6140,E-Issn 2395-7859,N/A Volume 8,,Issue 1,, Page Number :26-32,2018	NO	NO	
	3.DIVRANIYA A ., PATEL P. , GOSWAMI H.M., Histopathological Study Of Endometrial Curettage Of Dysfunctional Uterine Bleeding-A Study Of 200 Cases,International Journal Of Contemporary Pathology Impact Index-6.471,Sjif, Google Scholar, Ebsco Discovery Volume 5,Issue 1,Jan-June	NO	NO	
	4.PRAJAPATI D ., PATEL P. , GOSWAMI H.M., Non Neoplastic Skin Lesions- A Study Based On Punch Biopsy International Journal Of Clinical And Diagnostic Pathology Copernicus, Google Scholar, Researchbib, Crossref, Academia Volume 3,Issue 3,Page Number -1 To 5,July 2020	NO	NO	
	5.VACHHANI M ., PATEL P. , GOSWAMI H.M., Spectrum Of Cervical Pap Smear In Tertiary Care Centre Crossref Index, Citefactorindex ,Semantic Scholar Index Copernicus Value- 6.14 Impact Factor-	NO	NO	
	6.PATEL D ., PATEL P. , GOSWAMI H.M., Evaluation Of Accuracy Of Milan System For Reporting Salivary Gland Cytology :An Experience With The Implication For Risk Of Malignancy .,Global Journal For Research Analysis Sjif-5.956, Google Scholar, Ncbi Nlm Catalog, Genamics, Cite Factor, Cross Ref, Publons, Icmje, Index Medicus(Imsear), Indian Citation Index. November-2021 Volume 10 Issue-11	NO	NO	
Dr.Hetal Jani	1.RATHOD P, JANI H., GOSWAMI H.M, Histopathology Study Of Transrectal Usg Guided Biopsy Of Prostate In Patient With Raised Psa, International Journal Of Research In Medicine, Issn-2320-2734(P)/2320-2742(E), Vol 6/Issue 4/Oct-Dec 2017	NO	NO	r BCW(5-7th Sept,2017)
	2.PATEL D , JANI H. , GOSWAMI H.M, Spectrum Of Pulmonary Lesions In Autopsy Cases, International Journal Of Contemporary Pathology, P-Issn -2394-790x, E-Issn-2395-1184, Vol 6/No.1 ,June 2020	NO	NO	
	3.DESAI K , JANI H. , GOSWAMI H.M, Histopathological And Cytological Correlations Of Thyroid Lesions, International Journal Of Clinical And Diagnostic Pathology, Volume 4 Issue 2 ,Year	NO	NO	
	4.PATEL T , JANI H. , GOSWAMI H.M, Histopathological Analysis Of Scaly Skin Lesions Of Non Infectious Etiology, Paripex Indian Journal Of Research, Volume 10, Issue 10, October-2021	NO	NO	
	5.DESAI K , JANI H. , GOSWAMI H.M, Cytology Of Different Body Fluids:An Important Aid To Diagnose Cancer, Paripex Indian Journal Of Research,Volume X, Issue Xi, November 2021	NO	NO	
	6.PATEL T , JANI H. , GOSWAMI H.M, Histopathological Study Of Testicular Lesions ,International Journal Dental And Medical Sciences Research; Issn:2582-6018, Volume 3,Issue 5,Sep-Oct-2021	NO	NO	

Dr.Shakera Baji	1.SONAGRA N., BAJI S., GOSWAMI H.M. , A Histopathological Profile Of Eyelid Lesions : Study At Tertiary Care Centre, International Journal Of Contemporary Pathology, Jan-June 2020, Volume 6, No. 1	NO	NO	NO
	2.PATEL R , BAJI S.,GOSWAMI H.M. , A Study Of Hematological Laboratory Parameter In Thrombocytopenia, International Journal Of Scientific Research, Dec-2020, Volume-9, Issue-12	NO	NO	
	3.PATEL Z, BAJI S ,GOSWAMI H.M .,Rosy Laxmidhar, Spectrum Of Fnac In Palpable Post Auricular Lesions, International Journal Of Clinical And Diagnostic Pathology, Tertiary Care Center, 2 Years ,	NO	NO	
Dr.Urvi Parikh	1.TILVA K ., PARIKH U., GOSWAMI H.M., Spectrum Of Cytomorphological Finding In Patient With Lymphadenopathy ,Experience In Tertiary Care Hospital., International Journal Of Contemporary Pathology Issn 2394-790x., Sjif, Google Scholar, Ebsco Discovery.,Impact Index 6.471 Volume 5,	NO	NO	r BCW(27-29thJuly,2021);CISP II (8-10th May-2019)
	2.DAMOR Y. , PARIKH U., GOSWAMI H.M., Diagnostic Accurcy Of Fine Needle Aspiration Cytology(Fnac) In Breast Lesion ., International Journal Of Scientific Research Volume:9, Issue: 6.Date:2-6-2020	NO	NO	
	3.TILVA K ., PARIKH U., GOSWAMI H.M., Study Of Incidence Of Cns Tumors And Correlation Of Squash Smear Preparationwith Routine Histopathologyin The Intraoperative Operative Diagnosis Of CNS Tumors At Tertiary Care Center- A Original Article Volume 9, Issue 7,July 2020, Page Number -48-49	NO	NO	
	4.GOSWAMI H.M. , Parikh U., Desai H.H., Shah S.A., Exponential Rise In Incidence Of Mucormycosis In The Month Of April & May 2021 , Bj Kines- National Journal Of Basic & Applied Sciences,P-Issn:2231-6140, E-Issn:2395-7859 Bj kines-Njbas Volume-13(1), June 2021, Page Number 61 To 67	NO	NO	
	5.DER S .,PARIKH U., Goswami H.M., Study Of Serum Prostate Specific Antigen Levels In Patients With Prostate Lesions.,International Journal Of Clinical And Diagnostic Pathology 2021;4(4); Page Number 36-39.	NO	NO	
Dr.Ami Manan Shah	1.ODEDRA S., SHAH A, GOSWAMI H.M, Histopathological Findings Of Lung In Autopsy-A 450 Case Study, International Journal Of Contemporary Pathology, Jan-June 2020,Volume 6, Number 1	NO	NO	r BCW(20-23rd Oct,2021)
	2.RACHANI K.R ., SHAH A, GOSWAMI H.M, Clinicopathological Correlation Of Emergency Appendicectomies In A Tertiary Care Centre- An Institutional Experience, International Journal Of Clinical And Diagnostic Pathology, Volume:3, Issue:3,Date: 1-9-2020	NO	NO	
	3.SAGATHIA K, SHAH A, GOSWAMI H.M, Study Of Immuno-hematological And Biochemical Parameters In Neonatal Jaundice At Tertiary Care Center, International Journal Of Clinical And Diagnostic Pathology, Volume 4 Issue 2year :2021 Page Number:156-159, June 2021	NO	NO	

Dr.Viral Bhanvadiya	1.SHAH K. , BHANVADIYA V. , GOSWAMI H. M., A Clinico Pathological Study Of Paediatric Tumor Of Eye And Orbit,International Journal Of Contemporary Pathology,Jan-June 2020,Vol 6, Number. 1	NO	NO	NO
	2.SONAGARA N., BAJI S ., BHANVADIYA V. , GOSWAMI H.M. , A Histopathology Profile Of Eyelid Lesions – Study At Tertiary Care Center,International Journal Of Contemporary Pathology,Jan-	NO	NO	
Dr Vaishali Anand	1.XESS S.S ., ANAND V.H. , Diagnostic Utility Of Fluid Cytology In Tertiary Care Center ., International Journal Of Contemporary Pathology Impact Index-6.471,Sjif, Google Scholar, Ebsco Discovery Volume 6, Number 1 Jan -June 2020	NO	NO	r BCW(27-29thJuly,2021);CISP II (27-29thJuly,2021)
	2.BHAGORA S.S. , ANAND V.H. , GOSWAMI H.M., Evaluation Of Hemoglobinopathies In Microcytic Hypochromic Anemia Cases., International Journal Of Clinical And Diagnostic Pathology Riif 5.43 Volume 4, Issue 1,Jun,2021.	NO	NO	
	3.RATHAVA V., ANAND V. , GOSWAMI H.M., Morphological Spectrum Of Intra Cranial Space Occupying Lesions In Tertiary Care Hospital .,Indian Journal Of Applied Research Index Medicus, Google Scholar,Indian Citation Index, Djof, Drji, Cite Factor, Isi, Genamics,Ez3, Open J-Gate, Cross Ref, I2or, International Society Of Universal Reasearch In Sciences Volume - 11 Issue - 11 November – 2021	NO	NO	
	4.RATHAVA V ., ANAND V.H. , GOSWAMI H.M., A Study Of Cytohistopathological Correlation Of Palpable Breast Lumps At Tertiary Care Hospital.,International Journal Of Scientific Research ,Index Medicus, Google Scholar,Indian Citation Index, Djof, Drji, Cite Factor, Isi, Genamics,Ez3, Open J-Gate, Cross Ref, I2or, International Society Of Universal Reasearch In Sciences Volume - 10 Issue - 11 November – 2021	NO	NO	
Dr. Hitendra Barot	1.PANCHAL V, BAROT H. P. , DHOTRE S.V.,GOSWAMI H. M., Histomorphological Spectrum And Who Grading Of Glioma In Pediatric Population, International Journal Of Clinical And Diagnostic Pathology, Volume 3, Issue:3, Part B, August 2020	NO	NO	NO
Dr Prabha Rathour	1. RATHOD P. , JANI H. , Histopathology Study Of Transrectal USG Guided Biopsy Of Prostate In Patient With Raised PSA, International Journal Of Research In Medicineissn-2320-2734(P)/2320-	NO	NO	NO
Dr Bharat Pateliya	1.PATEL M . , PATELIYA B. , Study Of Bone Tumors Original Articles, International Journal Of Research In Medicine, Volume 6, Issue 04, Page Number. 10-12, January-2018	NO	NO	NO
Dr.Grishma Jobanputra	1.JOBANPUTRA G.,PARIKH U.,GOSWAMI H.M., Study Of Spindle Cell Sarcoma With Their Immunohistochemical Analysis, Journal Of Pathology And Laboratory Medicine Of Gapm,Volume	NO		NO
Dr.Bhavesh Faldu	1.GOHIL A., DHOTRE S, FALDU B , GOSWAMI H.M, Study Of Platelet Indices In Diabetes Mellitus Patient With Respect To Hba1c And Its Correlation With Diabetic Complications, International Journal Of Clinical And Diagnostic Pathology, Volume 4, Issue 3, Year 2021, Page Number 79-82.	NO	NO	NO

Dr Kajal Parikh	PARIKH K. , Retrospective Study Of Primary Extra Nodal Abdominal Lymphoma From A Tertiary Health Care System., Journal Of Diagnostic Pathology And Oncology. Volume 2 Issue 04, Page Number 82-85, Nov 2017.	NO	NO	NO
Dr.Taruna Mam	1. HADIYA T , KOHLI M , GOSWAMI H.M. , Sickle Cellhemoglobinopathes And Malaria Infection: An Experience In Tertiary Care Level Referral, International Journal Of Current Advanced Research, Vol 7.Tue 9(E). Pp 15533-15537. September 2018	NO	NO	NO
Dr. Sejal Ninama	1. NINAMA S ., CHAUDHARI N. , Diagnostic Study Of Fnac In Salivary Gland Lesions, Medpulse International Journal Of Pathology, Volume 11, July -September 2019, Page Number 68-70	NO	NO	
	2. NINAMA S ., CHANDA A. , Clinicohematological Study Of Pan Trope Is - A Study Of 500 Cases,, - Medpulse International Journal Of Pathology, Volume 9 , January To March 2019, Page Number 21 -25			



PROFESSOR & HEAD,
DEPARTMENT OF PATHOLOGY
F. M. S. MEDICAL COLLEGE,
AHMEDABAD - 16.

Name of the Department:- Pathology Department, B.J. Medical College, Ahmedabad, Date:-21/12/2021

ANNEXURE - A, MEDICAL EDUCATOR TRAINING DETAILS

Sr. No	Name of Faculty	Designation	Mobile No.	E-mail ID	NMC Teacher ID	Attended r BCW (Y/N) if yes, mention dates	Attended CISP II Y/N) if yes, mention dates	NMC Observer's Name	Venue
1	Dr. Hansa Goswami	Pro. & Head	9727005544	drhansaganatra@gmail.com	PAT-2125855	27-29th July, 2021	24-25th Sep, 2020	Dr Nilima	Lecture T2, B.J.M. College Building
2	Dr. Smita Shah	Professor	9998986844	drsmitsa6@gmail.com	PAT-2125856	No	No		
3	Dr. Mahesh Patel	Professor	9824050347	dr_maheshpatel@yahoo.com	PAT-2125857	1-3rd Sep, 2021	No	Dr Nilima	Lecture T2, B.J.M. College Building
4	Dr. Ina Shah	Asso. Pro.	9824357969	lnashah2005@rediffmail.com	PAT-2228398	27-29th July, 2021	24-25th Sept. 2020	Dr Nilima	Lecture T2, B.J.M. College Building
5	Dr. Sanjay Dhotre	Asso. Pro.	9228123606	sanjayvdhotre@gmail.com	PAT-2109065	27-29th Sep, 2016	25-26th June, 2020	Dr Nilima	Lecture T2, B.J.M. College Building
6	Dr. Hemina Desai	Asso. Pro.	9825695652	hemina@ymail.com	PAT-2125859	20-23rd Oct, 2021	No	Dr Nilima	Sanskriti Hall, B.J.M. College Building
7	Dr. Monika Kohli	Asso. Pro.	9825043164	monikananavati74@gmail.com	PAT-2142240	1-3rd Sep, 2021	24-25th Sept. 2020	Dr Nilima	Lecture T2, B.J.M. College Building
8	Dr. Ami Shah	Asso. Pro.	9824324410	dr_amishah@yahoo.com	PAT-2128723	1-3rd Sep, 2021	No		
9	Dr. Bhavika Vaghela	Asso. Pro.	9276201581	drbkvl@gmail.com	PAT-2131572	20-23rd Oct, 2021	No	Dr Nilima	Sanskriti Hall, B.J.M. College Building
10	Dr. Meena Patel	Assi. Pro.	9427790441	meenaavinashpatel@gmail.com	PAT-2125861	27-29th July, 2021	No	Dr Nilima	Lecture T2, B.J.M. College Building
11	Dr. Purvi Patel	Assi. Pro.	9712320202	patelpurvi135@yahoo.com	PAT-2125862	No	No		
12	Dr. Hetal Jani	Assi. Pro.	9409170792	hetaljani@gmail.com	PAT-2125863	5-7th Sept, 2017	No	Dr. Meera Desai	Sanskriti Hall, B.J.M. College Building
13	Dr. Shakera Baji	Assi. Pro.	9925008307	shakeralaxmidhar@yahoo.com	PAT-2125864	No	No		
14	Dr. Urvi Parikh	Assi. Pro.	9427317782	urviparikh76@gmail.com	PAT-2103949	27-29th July, 2021	8-10th May-2019	Dr Nilima	Lecture T2, B.J.M. College Building
15	Dr. Ami M. Shah	Assi. Pro.	9825045843	globalpath231@gmail.com	PAT-2252429	20-23rd Oct, 2021	No	Dr Nilima	Sanskriti Hall, B.J.M. College Building
16	Dr. Vaishali Anand	Assi. Pro.	9904344669	andvaishu@gmail.com	PAT-2252442	27-29th July, 2021	24-25th Sept. 2020	Dr Nilima	Lecture T2, B.J.M. College Building
17	Dr. Hitendra Barot	Assi. Pro.	9898713304	hpbarot@gmail.com	PAT-2147136	No	No		
18	Dr. Viral Bhanvadiya	Assi. Pro.	9998879644	drviral2001@gmail.com	PAT-2131574	No	No		
19	Dr. Prabha Rathour	Tutor	9898880666	rathourprabha7668@gmail.com	PAT-2283985	No	No		
20	Dr. Bharat Pateliya	Tutor	9427600454	drbkpateliya@gmail.com	PAT-2227679	No	No		
21	Dr. Grishma Jobanput	Tutor	9898594946	jobanputragp@yahoo.com	PAT-2283991	No	No		
22	Dr. Bhavesh Faldu	Tutor	9825348409	bhaveshrfaldu@hotmail.com	PAT-2227681	No	No		
23	Dr. Neelam Mehta	Tutor	9824206711	drneelamm@yahoo.co.in	PAT-2283986	No	No		
24	Dr. Amit Satasiya	Tutor	9537549081	amithsatasiya@gmail.com	PAT-2227686	No	No		
25	Dr. Pooja Thaker	Tutor	9879012468	poojathaker78@gmail.com	PAT-2283987	No	No		
26	Dr. Shivani Dixit	Tutor	9427210440	drshivanidixit@gmail.com	PAT-2131570	No	24-25th Sept. 2020	Dr Nilima	Lecture T2, B.J.M. College Building
27	Dr. Kajal Parikh	Tutor	9879221182	kajalparikh1@gmail.com	PAT-2283992	No	No		
28	Dr. Mital Chokshi	Tutor	9909961390	mitalgandhi9@gmail.com	PAT-2283989	No	No		
29	Dr. Priyanka Gohel	Tutor	9558088546	drpriyankagohel@yahoo.com	PAT-2283990	No	No		
30	Dr. Taruna J Hadiya	Tutor	9725197978	ahir.taruna22@gmail.com	PAT-2252442	No	No		


Handwritten signature/initials.

PROFESSOR & HEAD,
DEPARTMENT OF PATHOLOGY,
B.J. MEDICAL COLLEGE,
AHMEDABAD - 16.

ANNEXURE B(PAGE-1)

THEORY LECTURES AS PER CBME CURRICULUM
DEPARTMENT OF PATHOLOGY, CIVIL HOSPITAL, AHMADABAD
DISTRIBUTION OF TEACHING HOURS AS PER CBME CURRICULUM Date-21/12/2021
TOPIC TO BE COVERED IN FIRST BLOCK/TERM (1ST OCTOBER TO 31ST JANUARY)(15 WEEKS)

Sr no.	Ch. No.	Topic	Name of teaching Faculty	Lecture
1	1	Introduction to pathology	Dr Sanjay Dhotre	1
2	2	Cell Injury and adaptation	Dr Hemina Desai	5
3	3	Amyloidosis	Dr Hemina Desai	1
4	4	Inflammation	Dr Ina Shah	4
5	5	Healing and repair	Dr Ina Shah	1
6	6	Hemodynamic disorder	Dr Monika Nanavati	6
7	7	Neoplastic disorder	Dr Sanjay Dhotre Dr Hitendr Barot	7
8	10	Infections and Infestations	Dr Urvi Parikh Dr Hansa Goswami	3
9	11	Genetic and pediatric diseases	Dr Urvi Parikh Dr Hansa Goswami	1
10	12	Environmental and nutritional diseases	Dr Urvi Parikh Dr Hansa Goswami	1
11	13	Introduction to hematology	Dr Vaishali Anand	2
12	14	Microcytic anemia	Dr Vaishali Anand	1
13	15	Macrocytic anemia	Dr Vaishali Anand	1
14	16	Hemolytic anemia	Dr Vaishali Anand	2
15	17	Aplastic anemia	Dr Vaishali Anand	0
16	18	Leucocytic disorders	Dr Meena Patel	3
17	21	Haemorrhagic disorder	Dr Meena Patel	2
18	22	Blood banking and transfusion	Dr Meena Patel	2
19	23	Clinical pathology	Dr Bhavika Vaghela	2
		Total		45


PROFESSOR & HEAD,
DEPARTMENT OF PATHOLOGY
B.J. MEDICAL COLLEGE,
AHMEDABAD - 38.

ANNEXURE B(PAGE-2)

THEORY LECTURES AS PER CBME CURRICULUM

DEPARTMENT OF PATHOLOGY, CIVIL HOSPITAL, AHMADABAD

DISTRIBUTION OF TEACHING HOURS AS PER CBME CURRICULUM Date-21/12/2021

TOPIC TO BE COVERED IN FIRST BLOCK/TERM (1ST OCTOBER TO 31ST JANUARY)(15 WEEKS)

Sr no.	Ch. No.	Topic	Name of teaching Faculty	Lecture
1	8	Basic diagnostic cytology		0
2	9	Immunopathology and AIDS	Dr Bhavika Vaghela	3
3	19	Lymph node and spleen	Dr Purvi Patel Dr Smita Shah	2
4	20	Plasma cell disorder	Dr Purvi Patel Dr Smita Shah	1
5	24	Gastrointestinal tract	Dr Nandita Mehta	5
6	25	Hepato biliary system	Dr Ami Shah (Asso. Prof, M & J)	4
7	26	Respiratory system	Dr Ami M Shah	5
8	27	Cardio vascular system	Dr Hetal Jani	5
9	28	Urinary tract	Dr Shakera Baji	5
10	29	Male genital tract	Dr Urvi Parikh Dr Hansa Goswami	2
11	30	Female genital tract	Dr Viral Bhanvadiya	4
12	31	Breast	Dr Ami M Shah	2
13	32	Endocrine system	Dr Viral Bhanvadiya	3
14	33	Bone and soft tissue	Dr Hetal Jani	2
15	34	Skin	Dr Purvi Patel Dr Smita Shah	1
16	35	Central nervous system	Dr Purvi Patel Dr Smita Shah	1
17	36	Eye		0
		Total		45



PROFESSOR & HEAD,
DEPARTMENT OF PATHOLOGY
B.J. MEDICAL COLLEGE,
AHMEDABAD - 16.